

Pockets 3

Second
Edition




PEARSON
Longman

Mario Herrera

Barbara Hojel

CD-ROM
included

Pockets 3, Second Edition CD-ROM Program

- 1. People at School**
- 2. I Am Healthy**
- 3. Making Toys**
- 4. Our Community**
- 5. Let's Go to the Farm**
- 6. What People Wear**
- 7. At the Restaurant**
- 8. Let's Go Somewhere**
- 9. Going Camping**
- 10. Having Fun!**

Kasra

Pockets 3

Second
Edition



Mario Herrera Barbara Hojel



Pockets 3, Second Edition

Copyright © 2009 by Pearson Education, Inc.
All rights reserved.

No part of this publication may be reproduced, stored in a retrieval system, or transmitted in any form or by any means, electronic, mechanical, photocopying, recording, or otherwise, without the prior permission of the publisher.

Pearson Education, 10 Bank Street, White Plains, NY 10606

Staff credits: The people who made up the *Pockets, Second Edition* team, representing editorial, production, design, and manufacturing, are Rhea Banker, Iris Candelaria, Tracey Munz Cataldo, Christine Edmonds, Johnnie Farmer, Nancy Flaggman, Yoko Mia Hirano, Christopher Leonowicz, Judy Li, Linda Moser, Barbara Sabella, Susan Saslow, and Mairead Stack.

Text design: Tracey Munz Cataldo

Text composition: TSI Graphics

Text font: Frutiger Bold

Illustrations: Luis Briseno, Luis Montiel, Mari Rodriguez, and Hugo Miranda Ruiz

Photos: Page 16 (boy running) © Pearson Learning Group, (hopsotch) © Pearson Scott Foresman; page 19 (alligator) © Jerry Young/Dorling Kindersley; page 28 (green brush) © Andy Crawford/Dorling Kindersley; pages 12, 24, 36, 48, 60, 72, 84, 96, 108 by David Mager; all others © clipart.com, dreamstime.com, iStock.com, photoobjects.net, and shutterstock.com

PEARSON LONGMAN ON THE WEB

Pearsonlongman.com offers online resources for teachers and students. Access our Companion Websites, our online catalog, and our local offices around the world.

Visit us at pearsonlongman.com.

ISBN-10: 0-13-603885-9

ISBN-13: 978-0-13-603885-6

Printed in China (CTPS/04)

4 5 6 7 8 9 10 -13 12 11 10 09

Consultants and Reviewers

Claudia Abraham, Pekitas, Mexico City, Mexico • **Celina Aceves**, Instituto Miguel Ángel, Guadalajara, Mexico • **Laura Acosta**, Colegio Quetzal, Mexico City, Mexico • **Lilia Argumedo**, Colegio Guadalupe, Mexico City, Mexico • **Elvia Badillo Chávez**, Universidad Anáhuac, Facultad de Educación, Centro de Asesoría Pedagógica, Mexico City, Mexico • **Rosa María Buerba Villegas**, ICIF México-Universidad Anáhuac, Mexico City, Mexico • **Consuelo Cadena Soría**, Escuela Mexicana Americana, Mexico City, Mexico • **Olga Calva**, Colegio Británico, Mexico City, Mexico • **Jacqueline Castillo**, CIMAT, Mexico City, Mexico • **Yoon Joung Choi**, Ewha Language School, Seoul, Korea • **Alma Georgina Cruz**, Fernando R. Rodríguez, Mexico City, Mexico • **Ruth Cruz**, Colegio Carmel, Mexico City, Mexico • **María del Consuelo Durán**, Escuela Mexicana Americana, Mexico City, Mexico • **Rosario Escalada**, Universidad Motolinía, Mexico City, Mexico • **Blanca E. García Robledo**, Kinder John F. Kennedy, Guadalajara, Mexico • **Edgar García Ruvalcaba**, Escuela Bertha Von Glummer, Guadalajara, Mexico • **Mónica García**, Instituto Pierre Faure, Guadalajara, Mexico • **Antonieta González**, IFIMAC, Guadalajara, Mexico • **Jennifer Huerta**, Monte Rosa, Mexico City, Mexico • **Irma Isabel Izquierdo**, Colegio Leonardo Da Vinci, Cancun, Mexico • **Ruth Jasso Valtierra**, Colegio Victoria Tepeyac, Mexico City, Mexico • **Helen Jean**, Hansol GEN, EFL R & D Director, Seoul, Korea • **Ana Langarica Rentería**, Centro Escolar del Tepeyac, Mexico City, Mexico • **Eun-Mi Lee**, Mokdong SLP, Seoul, Korea • **Lorena Patricia Lizardo**, Centro Educativo los Pinos, Guadalajara, Mexico • **Laura López de la Vega**, Colegio Miraflores, León, Mexico • **María Inés López**, FORMUS, Monterrey, Mexico • **Juanita Elvira Marroquín**, Instituto Regiomontano, Monterrey, Mexico • **Lucy Miranda**, Liceo Mexicano, Monterrey, Mexico • **Gabriela Muela**, Instituto Olimpia, Monterrey, Mexico • **Aida Nájera**, Bernardo de Balbuena, Mexico City, Mexico • **Margarita Natera**, Colegio Hispano Inglés, Leon, Mexico • **Marcela Reyes**, Colegio Reims, Mexico City, Mexico • **Angélica Ríos**, Nanny, Mexico City, Mexico • **Mariana Serralde**, Centro Educativo Monte Verde, Cancun, Mexico • **María Fernanda Torres Romero**, Escuela Mexicana Americana, Mexico City, Mexico • **Bertha Vázquez**, Latin American School, Monterrey, Mexico • **Lucy Vergara**, Colegio Andersen, Mexico City, Mexico

Pearson Longman would like to thank the following schools for piloting *Pockets, Second Edition*:

Colegio Anglo Francés, Monterrey, Mexico • **Colegio Cervantes Colonias**, Guadalajara, Mexico • **Colegio Euterpe**, Monterrey, Mexico • **Colegio Highlands**, Monterrey, Mexico • **Colegio Himalaya**, Monterrey, Mexico • **Colegio Hispanoamericano**, León, Mexico • **Colegio Isabel La Católica**, Monterrey, Mexico • **Colegio Mexicano**, Monterrey, Mexico • **Colegio Mi Pequeño Sol**, León, Mexico • **Colegio Miraflores**, León, Mexico • **Instituto Damián**, Puebla, Mexico • **Instituto Godwin**, Mexico City, Mexico • **Instituto Kilimanjaro**, Monterrey, Mexico • **Instituto Leonés**, León, Mexico • **Instituto Mexicano Madero**, Campus Toledo, Puebla, Mexico • **Instituto Mexicano Madero**, Campus Zavaleta, Puebla, Mexico • **Instituto Miguel Ángel**, Guadalajara, Mexico • **Instituto Olimpia**, Monterrey, Mexico • **Irish Valley Preschool**, Monterrey, Mexico • **Kinder Andes**, Mexico City, Mexico • **Kinder Edelweiss**, Mexico City, Mexico • **Oak Hill CECVAC Preschool**, Monterrey, Mexico • **Oxford Preschool**, Mexico City, Mexico • **Pinecrest Institute**, Mexico City, Mexico

Child Reviewers

Emily Bupp (4 years old) • **Kyle Shigeo Frommer** (4 years old) • **Cole Nam** (3 years old) • **Carlos Portillo Vázquez** (3 years old) • **Karla Portillo Vázquez** (5 years old) • **Marlee Reinmuth** (5 years old) • **Melissa Rodino** (5 years old) • **Veronika J. Volcjak** (3 years old) • **Nina Marie Williams** (4 years old)


Contents

1 People at School	2
2 I Am Healthy	14
3 Making Toys	26
4 Our Community	38
5 Let's Go to the Farm	50
6 What People Wear	62
7 At the Restaurant	74
8 Let's Go Somewhere	86
9 Going Camping	98

1

People at School

Listen and point. Say.



Hello!



Listen, point, and say. Trace.



principal



secretary



gatekeeper



bus driver



cashier



music teacher



janitor



gym teacher



Listen and draw a line.





Count, trace, and write.

10 =



=



10



15



11



16



12



17



13



18



14






19





Listen and stick. Say.




 Trace and draw.




F f




L l



M m



S s



A20



Listen and circle.




They're exercising.



 Count, trace, and write.

20 =



=



21 _____



26 _____



22 _____



27 _____



23 _____



28 _____



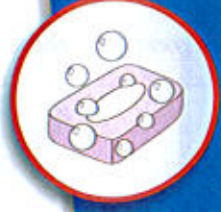
24 _____



29 _____

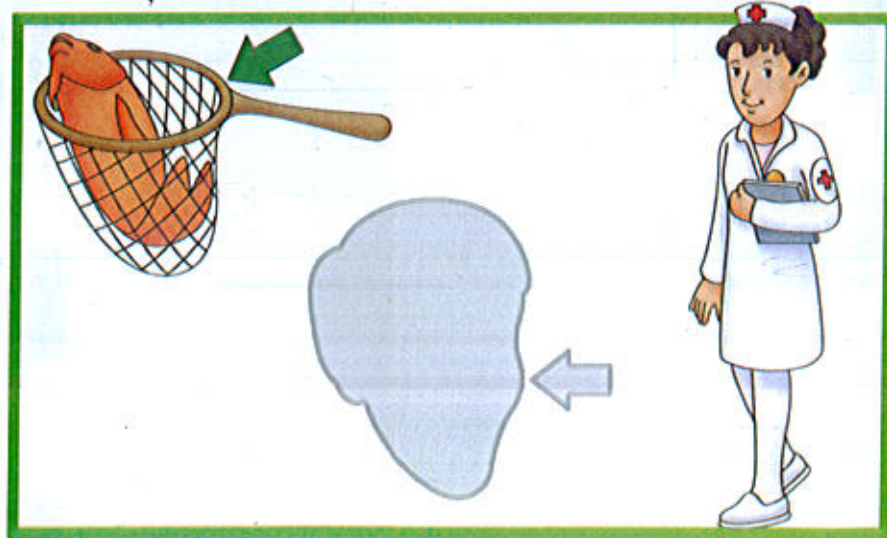




25 _____






Listen and stick. Say.




 Trace and draw.



A a



T t



P p




N n





Cut and paste (page 113) and/or draw. Say.



My healthy habits!



Sleep well.

© Pearson Education, Inc. All rights reserved.

4




Be Healthy

Brush your teeth.



1



Eat healthy food.



2



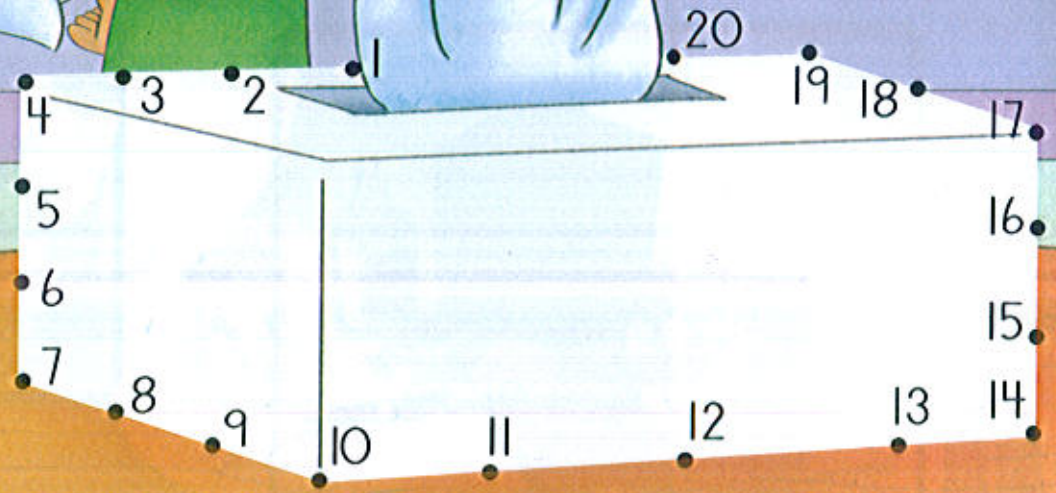
Exercise.

3

Be Considerate



Connect the dots and color. Say.



Application: Do What's Right

3


Making Toys

Listen and point. Say.





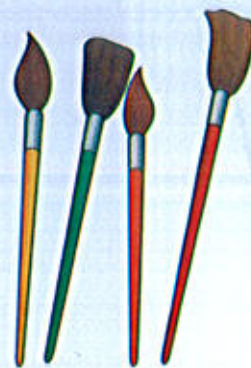
Listen, point, and say. Trace.



boxes




paint



paintbrushes




tape




paper



markers



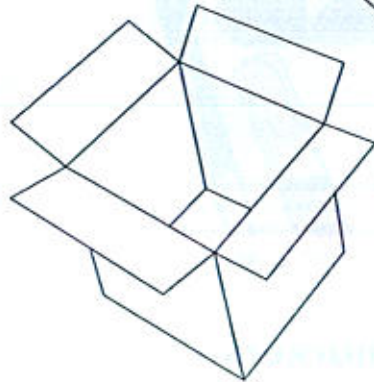
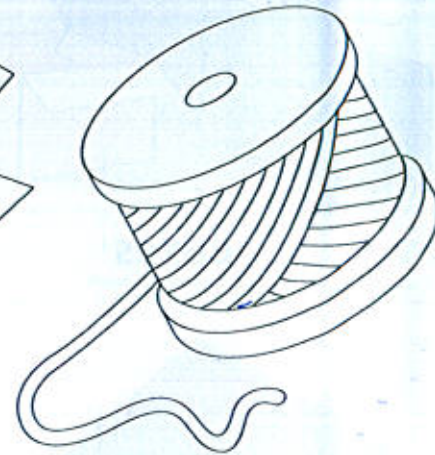

sticks



string

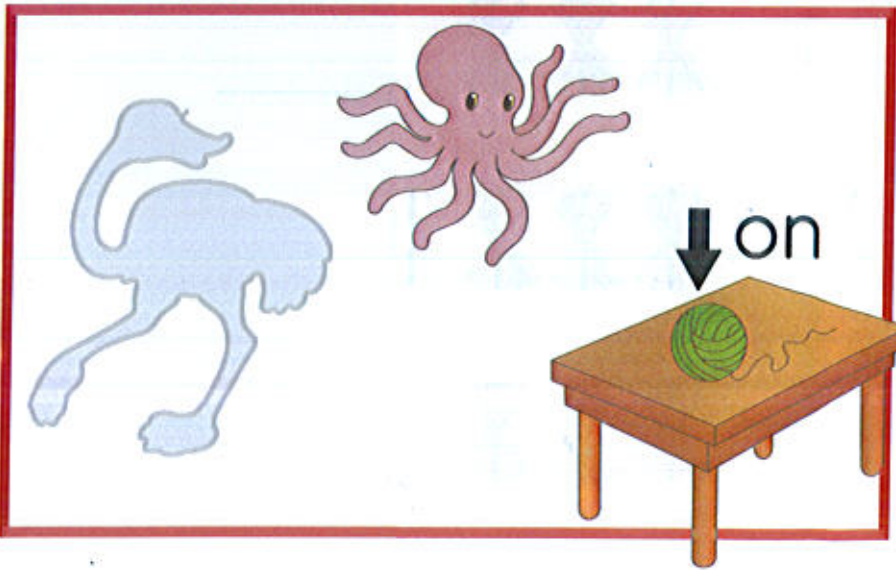





Look and color.





Listen and stick. Say.






Trace and draw.



D d




E e



G g





O o



My Kite


Paint and tie strings. Decorate.





Listen. Point, say, and circle. Stick.

Unit 3
GOOD
JOB!



What's this?



It's string.

A45



Listen and draw a line.





Count. Trace or write.

40



=



=



41





43





45







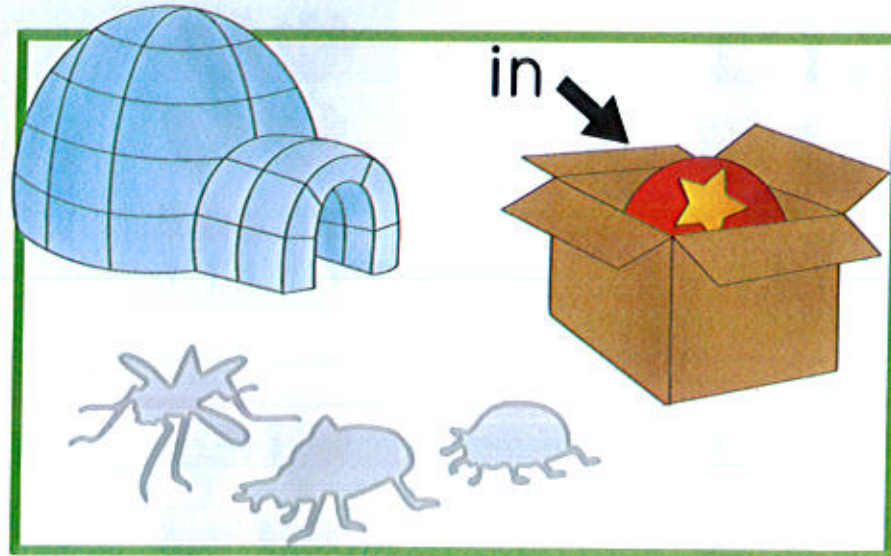



48



Practice: numbers



Listen and stick. Say.






Trace and draw.



C c



H h



I i





U u





Cut and paste (page 117) and/or draw. Say.



Where are they?





I can help you!

© Pearson Education, Inc. All rights reserved.




Who Can Help?

A51

Meow!

Please come down.





Cut and paste. Say.

Cooperate



Let's work together.



Blank box for writing.

Blank box for writing.

Blank box for writing.

Blank box for writing.

My Finger Puppets

Cut, tape, and paste. Decorate.






Listen. Spin and say. Stick.

Unit 4
GOOD
JOB!



Who's that?


He's the trash collector.



5


Let's Go to the Farm

Listen and point. Say.





Listen, point, and say. Trace.



barn



rooster



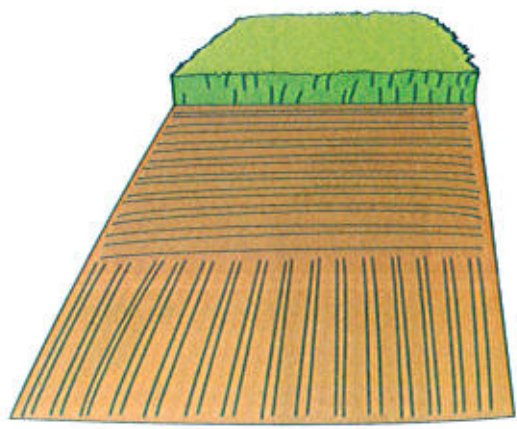
hen




cow




farmer



field



horse



sheep

My Sheep

Trace and cut. Paste.






Listen. Point and say. Stick.



What do you see?

Unit 5
GOOD
JOB!




I see a barn.



6

What People Wear

Listen and point. Say.





Listen, point, and say. Trace.

look and draw



uniform



suit



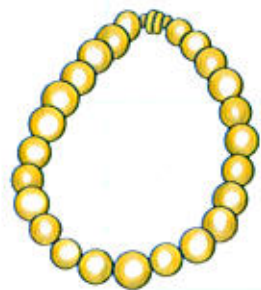
necktie



blouse



coat



necklace



vest








hat



Look and draw.

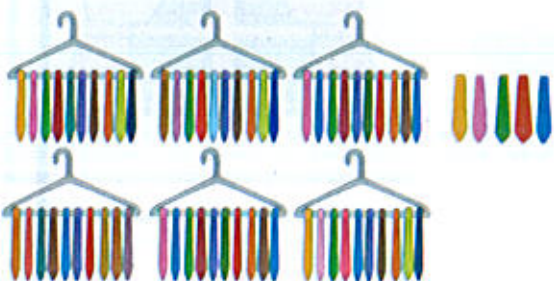

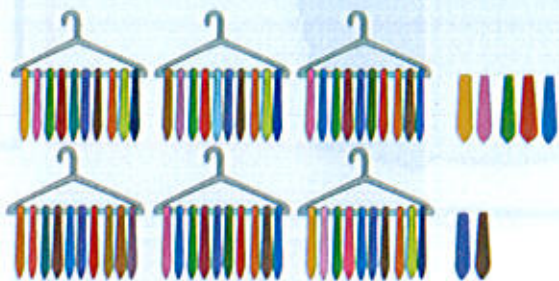
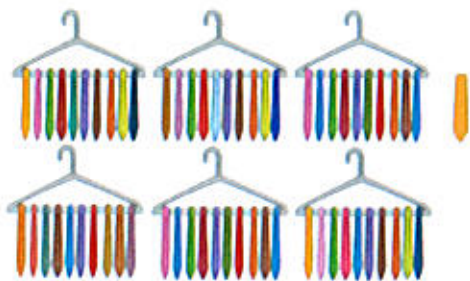


big				
bigger				



Count and write. Trace.

60 =



60 61 62 63 64 65 66 67 68 69

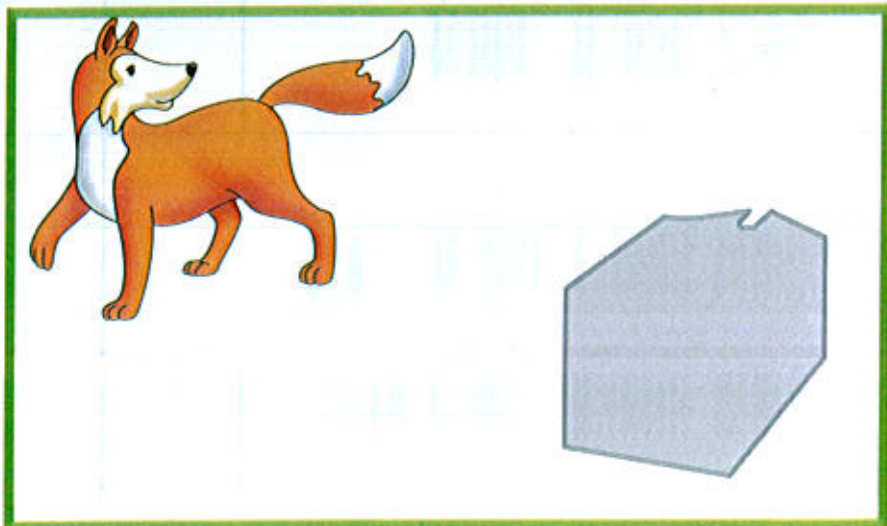
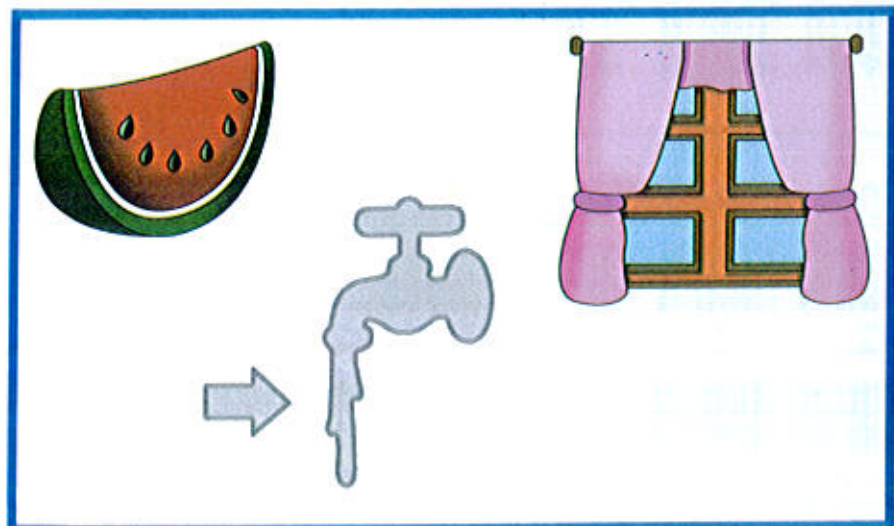


Practice: numbers

Unit 6

65



Listen and stick. Say.





Trace and draw.




K k



W w



X x



Z z





Cut and paste (page 119) and/or draw. Play with a partner.



What is he wearing?
What is she wearing?

Clothes



I have a bigger hat!

B10

Shopping


Toys

Cakes



© Pearson Education, Inc. All rights reserved.

Clothes



I see hats.

2

Clothes




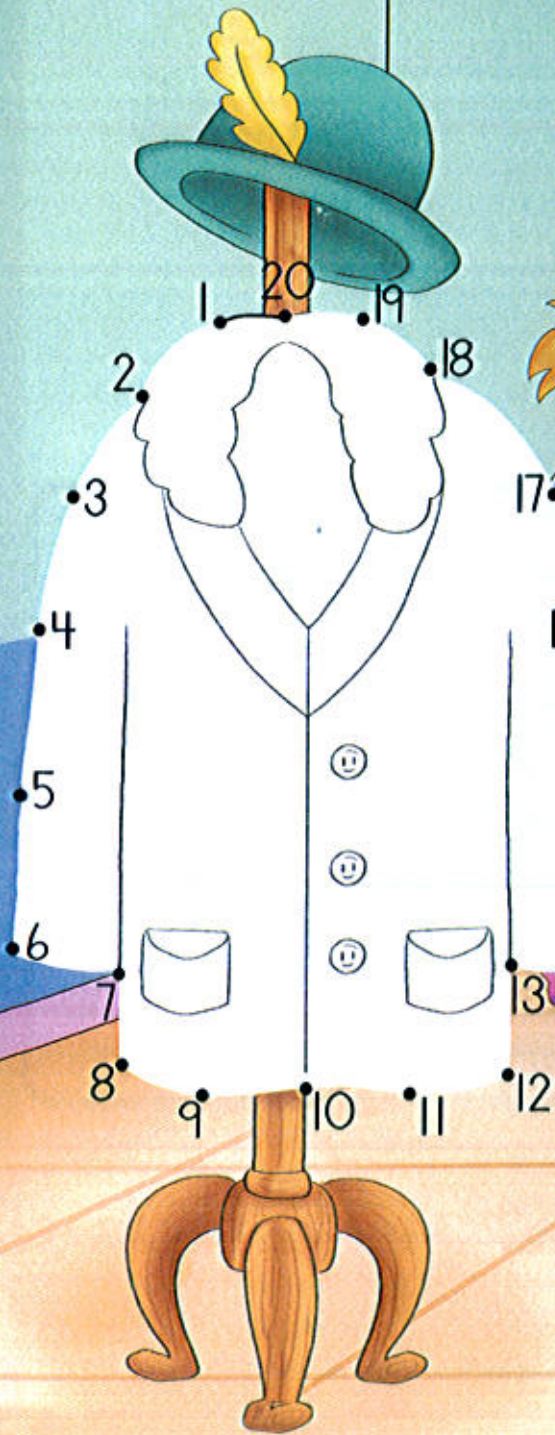
I have a big hat.

3



Connect the dots and color. Say.


Include Others



Application: Do What's Right

Our Clothes

Cut and decorate. Display.





Listen. Point, say, and circle. Stick.



What is she wearing?

She's wearing a blouse and pants.

7

At the Restaurant

Listen and point. Say.




Listen, point, and say. Trace.



waiter



waitress



menu



check



main dishes



fruit



vegetables

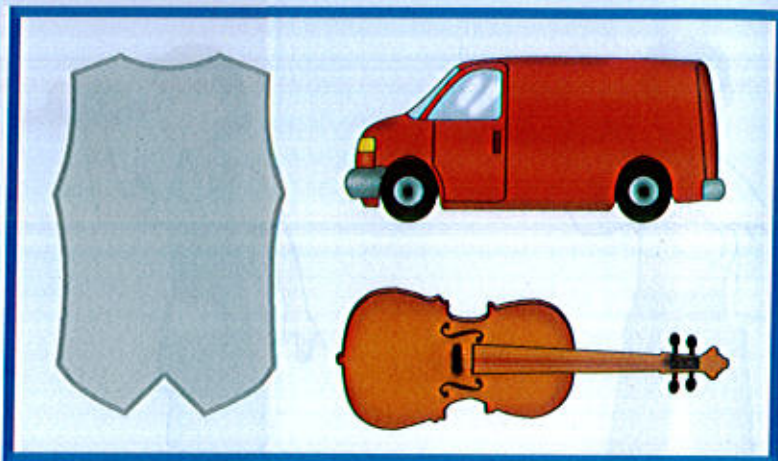



desserts

B17



Listen and stick. Say. Trace and draw.






	Q q	
	V v	



Trace. Count and match.

70 =



70 71 72 73 74 75 76 77 78 79



Stick and say.

watermelon



soup



cake



Listen and circle. Write the letter.



___ish



___ilk



___ake



___pple



___andwich



Cut and paste (page 121) and/or draw. Say.

What do you have?



main dishes

vegetables

fruit

desserts

Restaurant



A happy !



Let's Eat!

Restaurant





I want 🍦, please.

2



The cat wants 🍦, too.

3




Cut and paste. Say.



Do you want some carrots?



Share



Application: Do What's Right




My Picture Frame

Paint and paste. Decorate.





What are those?



They are desserts.




Unit 7
GOOD
JOB!

8

Let's Go Somewhere

Listen and point. Say.





airport




beach



taxi stand



mountains



train station



amusement park



mall



bus station



Cut and paste (page 123) and/or draw. Say.



Where is she going?
Where is he going?






Good-bye!



It is a 



It is a
It is a



It is a
It is a





Cut and paste. Say.

Be Careful




Unit 8
95

Application: Do What's Right

My Airplane

Cut. Paste and decorate.





Listen. Point and say. Draw a line. Stick.

Unit 8
GOOD
JOB!



Where are you going?

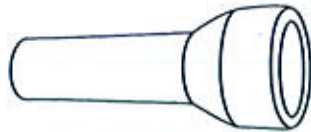
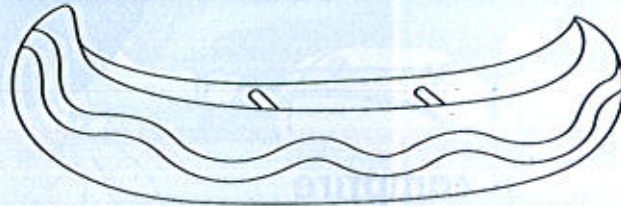


I'm going to the bus station.





Look and color. Say.



The yellow rope is short.
The red rope is long.





Count and write. Trace.

90 =



100 =



90 91 92 93 94 95 96 97 98 99 100



Stick and say.



It is a



.



It is a



.



It is a



.



It is a



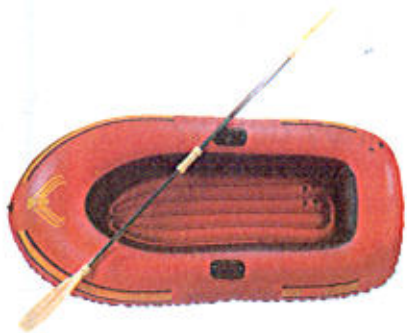
.



Trace and write. Say.



I see a  .




I see a raft .





Cut and paste (page 125) and/or draw. Say.



This is fun!



I see a  .




I see a .
It is .


2



I see a .
The  is on a .



3

 Find and circle. Say.



My Pet Rock

Paint and decorate.






Listen. Point and say. Stick.


Unit 9
GOOD
JOB!

What do you see?



I see a lake
and a raft.





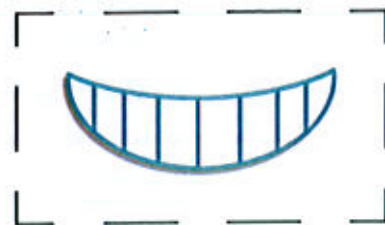

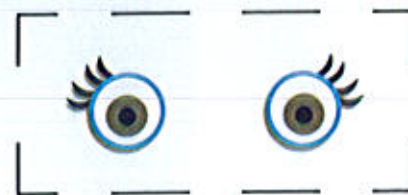



Cutouts for Page 20





✂ Cutouts for Page 32






✂ Cutouts for Pages 44 and 56

Unit 4



Unit 5






✂ Cutouts for Page 68






✂ Cutouts for Page 80





✂ Cutouts for Page 92





Pockets 3

Second
Edition



Reach into *Pockets, Second Edition*, for a happy, productive English classroom! This popular four-level course for children aged two to five features an easy-to-use, five-step pedagogy that supports language acquisition and skills development.

New to the second edition

- fun hands-on projects
- a values curriculum
- more math content
- dialogue-enhanced assessments
- photographs for a real-life connection
- student CD-ROMs
- new songs and chants
- a Reading and Writing Workbook with Teacher's Notes
- a new level for two-year-olds



Pockets Companion Website
<http://www.pearsonlongman.com/pockets>

Components

- Student Book with CD-ROM (Levels 2 and 3)
- Workbook with Songs and Chants CD
- Reading and Writing Workbook (one for program)
- Interleaved Teacher's Edition
- Class Audio CD
- Large-format Picture Cards
- Large-format Posters
- Teacher's Bonus Pocket (one for program)
- Mascot Puppet
- Video (DVD) with Guide
- Big Book with Teacher's Notes
- Companion Website



After *Pockets*,
move on to *Backpack!*

ISBN-13: 978-0-13-603885-6
ISBN-10: 0-13-603885-9



EAN

Pockets 3, Second Edition – “Good Job!” Stickers

